



MILSET PAYMENT GUIDELINES

The International Movement for Leisure Activities in
Science and Technology

Introduction

Through this Manual, MILSET members could find the different options that MILSET offers to make payments regarding their membership fees and/or registration fees for some events.

Important note for Europe: Due to different banking fees in Europe, the MILSET Europe membership fees should continue to be paid to MILSET Europe through bank transfers.

Payments Methods

Based on the variety of our member's geography, the payments could be made by:



Bank Transfer

Account owner: MILSET

IBAN: FR76 3005 6009 4909 4901 5653
322


SWIFT/BIC: CCFRFRPP

Bank: HSBC Europe Continental _ BBC
Institutionnels

Address bank: 1, Rue Danton
75006 Paris France



MILSET PayPal Platform



www.paypal.me/milset





MILSET Membership Fee & Transfer Fees

Based on the different options for payments, members should consider the administration fees that could apply such as the ones described below:



Bank Transfer

MEMBERSHIP FEE	RECEIVING FEE	TOTAL TO BE TRANSFERRED
100 €	20 €	120 €

Note: International transactions may be subject to a sending fee that you will have to pay to your bank when doing the transaction, Additionally, you will have to add to your payment a receiving fee of 20 euros.

*SEPA: Transfers in euros from European countries are exempt from any receiving fee.

If you are paying the membership fee for 2 years, the receiving fee will be of the same amount as for a 1 year fee.



MILSET PayPal Platform

MEMBERSHIP FEE	RECEIVING FEE	TOTAL TO BE TRANSFERRED
100 €	5% + 4 €	109 €

Note: No sending fee is required

What is PayPal?

It is an online financial service that allows you to pay or send money using a secure internet account. Simply by adding your bank account, credit card, or debit card details, and whenever you pay using PayPal, you can choose which of your cards or accounts to use.

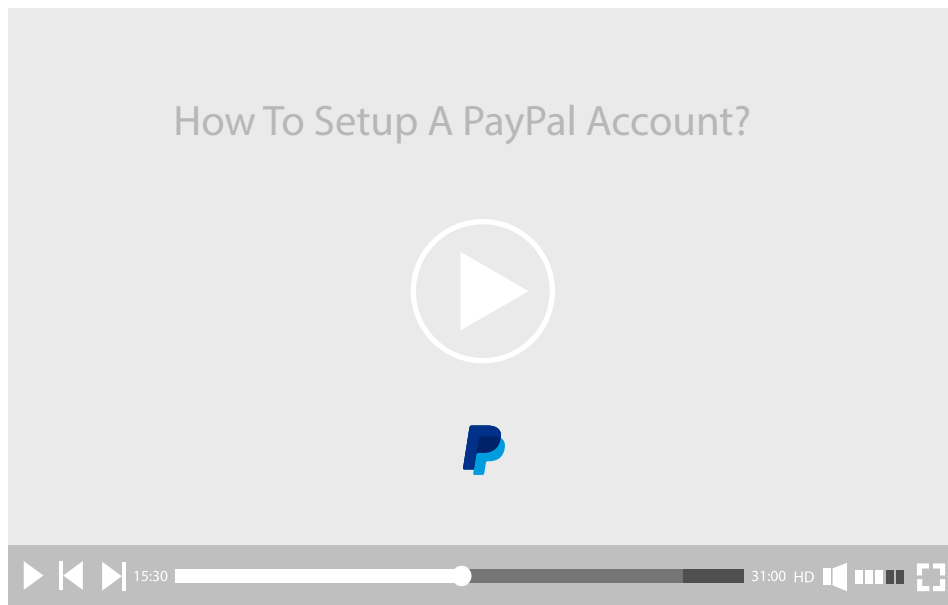
PayPal is the most secure platform to send money after the bank platform in each country.

To use the platform, it is required to follow the next steps:

1. Create your PayPal Account

To make any payment by PayPal, it is required to create an account. For a more interactive explanation of how to do it, we suggest watching the next video:

<https://www.youtube.com/watch?v=XqH72HLB5Ms>




2. After creating your account, please follow the next steps to make a payment

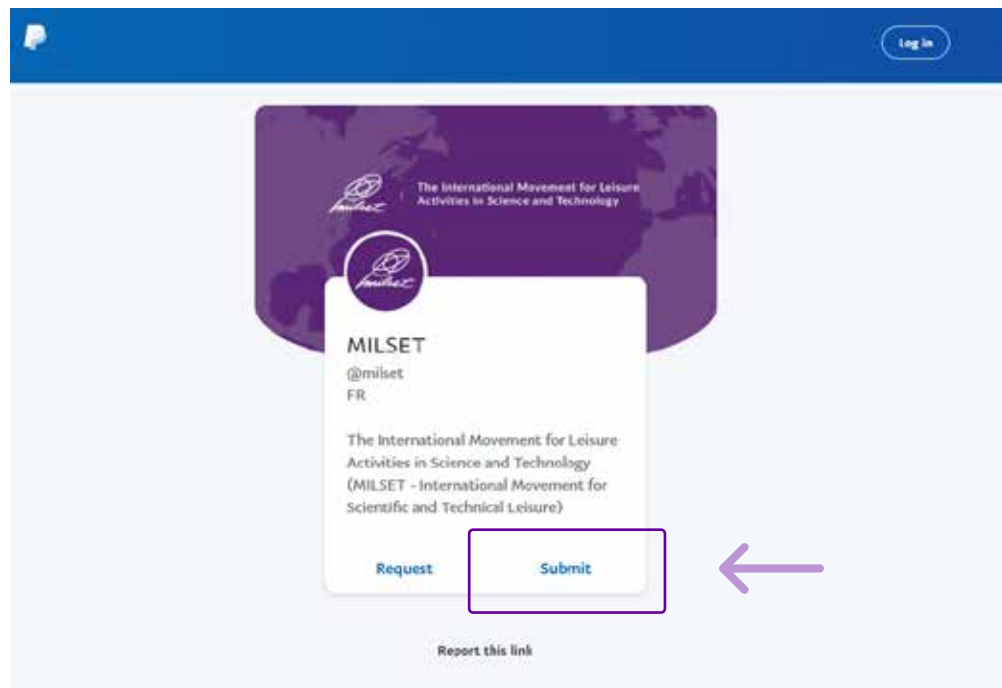
Now you can pay with a credit/debit card and send your payments using PayPal.Me.

a. Click on the link here. This will re-direct you to the MILSET PayPal.Me account.

www.paypal.me/milset



b. On the MILSET PayPal.Me web page, enter the amount of the payment and click the "next" button.





c. PayPal will request Login to your account.

PayPal

my_email@milset.org

Next

or

Check in

d. After Login, please enter a note to describe your payment in the text area called **“Add a note”**. We suggest you enter your “Country” + “Name of your organisation”+ “Full Name”.

Summary Activity Send & Request Wallet Offers Help

MILSET @milset

You send 0.00 MXN

Recipient gets € 0.00 EUR

Please enter amount to see exchange rate

Add a note

Eligible purchases are covered by [PayPal Buyer Protection](#)

For more information please read our [user agreement](#).

Continue

Cancel



e. In the field **“Your shipping address”** please specify that it is **NOT** necessary.

f. At this step, if you do not have a bank card registered in your account, it will be necessary to register one. If you already have a card or bank account registered in your PayPal account, you have to select one from the “Cards” options list.

The screenshot shows the PayPal 'Send & Request' interface. The top navigation bar includes 'Summary', 'Activity', 'Send & Request', 'Wallet', 'Offers', and 'Help'. The main content area displays a form for sending a payment. The 'Your shipping address' field is highlighted with a purple box and a purple arrow pointing left, with the text 'No address needed' selected. Below it, the 'You're sending with' section is also highlighted with a purple box and a purple arrow pointing left, showing a Mastercard Debit card. The 'You'll pay' amount is shown as '\$XX,XXX'. At the bottom, the 'Send Payment Now' button is highlighted with a purple box and a purple arrow pointing left.

g. Finally, you have to validate that all the information is correct and click on the “Send Payment Now” button.

This is a close-up view of the bottom portion of the PayPal payment form. It shows the text 'This rate includes our currency conversion fee.', 'Eligible purchases are covered by PayPal Buyer Protection', and 'For more information please read our user agreement.' Below this text, the 'Send Payment Now' button is highlighted with a purple box and a purple arrow pointing left. The 'Cancel' button is visible below the 'Send Payment Now' button.



h. You will receive a confirmation email to your registered email with PayPal.

Support

If you have any questions or special requests, please write an email to the following email address:

treasurer@milset.org



The International Movement for Leisure
Activities in Science and Technology