



MILSET PAYMENT GUIDELINES

The International Movement for Leisure Activities in
Science and Technology

Introduction

Through this Manual, MILSET members could find the different options that MILSET offers to make payments regarding their membership fees and/or registration fees for some events.

Important note for Europe: Due to different banking fees in Europe, the MILSET Europe membership fees should continue to be paid to MILSET Europe through bank transfers.

Payments Methods

Based on the variety of our member's geography, the payments could be made by:



Bank Transfer

Account owner: MILSET

IBAN: FR76 3005 6009 4909 4901
5653 322


SWIFT/BIC: CCFRFRPP

Bank: HSBC Europe Continental _
BBC Institutionnels

Address bank: 1, Rue Danton
75006 Paris France



MILSET PayPal Platform



www.paypal.me/milset



MILSET Membership Fee & Transfer Fees

Based on the different options for payments, members should consider the administration fees that could apply such as the ones described below:



Bank Transfer

MEMBERSHIP FEE	FEES FOR RECEIVING MONEY	TOTAL TO BE TRANSFERRED
100 €	22 €	122 €

*** Note:** All members should consider that any international bank transfer implied an additional fee for sending the money outside of their country (fee for sending money). It depends on the country & the bank (from 10 to 50 %), so it should be reviewed with your bank and you will have to pay that sending fee directly to the bank.

If you are paying the membership fee for 2 years, the receiving fee will be of the same amount as for a 1 year fee.



MILSET PayPal Platform

MEMBERSHIP FEE	FEES FOR RECEIVING MONEY	TOTAL TO BE TRANSFERRED
100 €	4.9 % + 0.35 €	105.25 €

*** Note:** No sending fee.

What is PayPal?

It is an online financial service that allows you to pay or send money using a secure internet account. Simply by adding your bank account, credit card, or debit card details, and whenever you pay using PayPal, you can choose which of your cards or accounts to use.

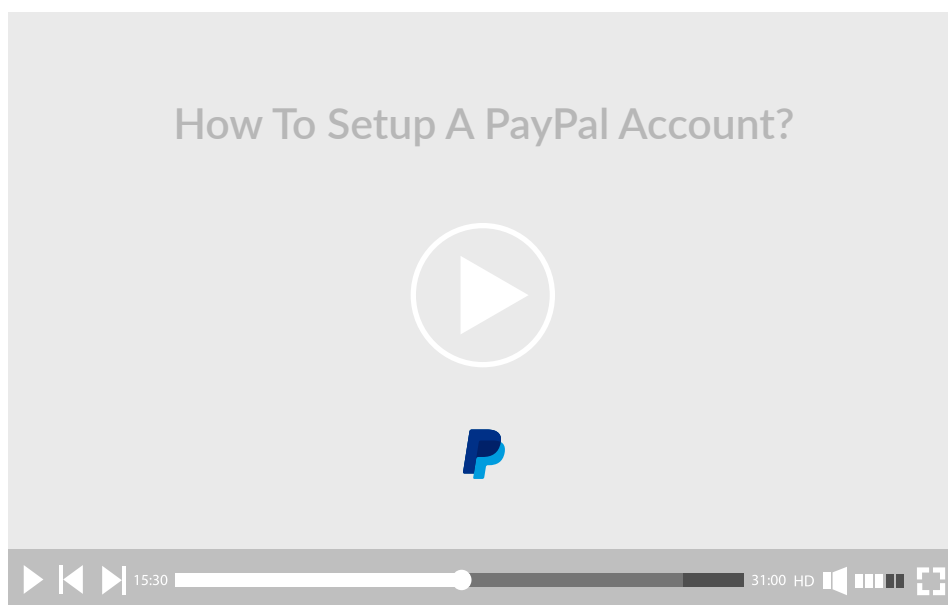
PayPal is the most secure platform to send money after the bank platform in each country.

To use the platform, it is required to follow the next steps:

1. Create your PayPal Account

To make any payment by PayPal, it is required to create an account. For a more interactive explanation of how to do it, we suggest watching the next video:

<https://www.youtube.com/watch?v=XqH72HLB5Ms>



2. After creating your account, please follow the next steps to make a payment

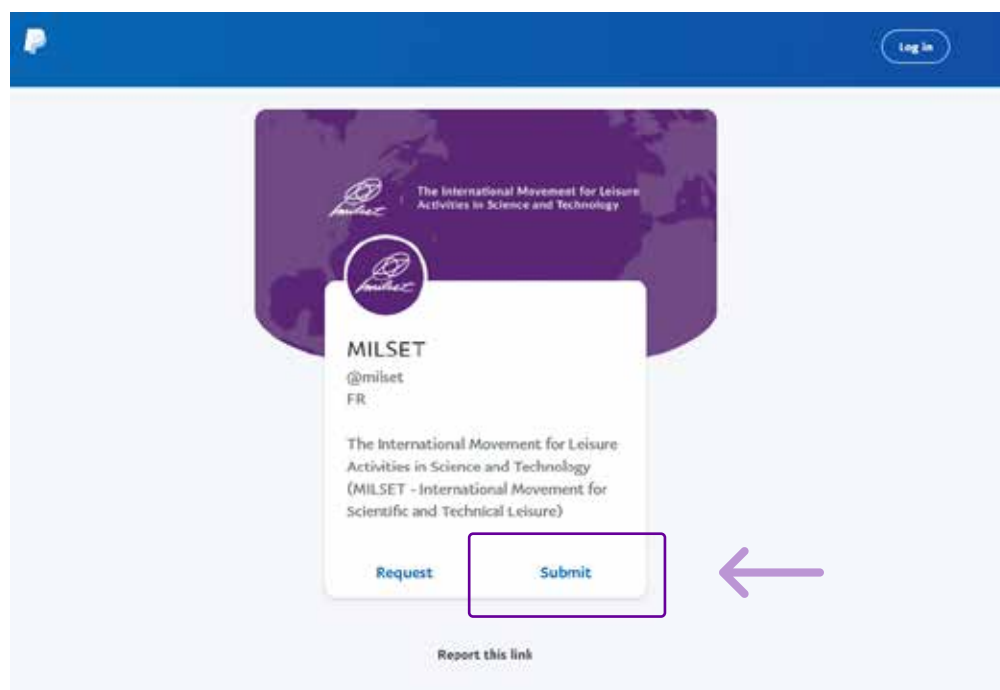
Now you can pay with a credit/debit card and send your payments using PayPal.Me.

a. Click on the link here. This will re-direct you to the MILSET PayPal.Me account.

www.paypal.me/milset



b. On the MILSET PayPal.Me web page, enter the amount of the payment and click the "next" button.





c. PayPal will request Login to your account.

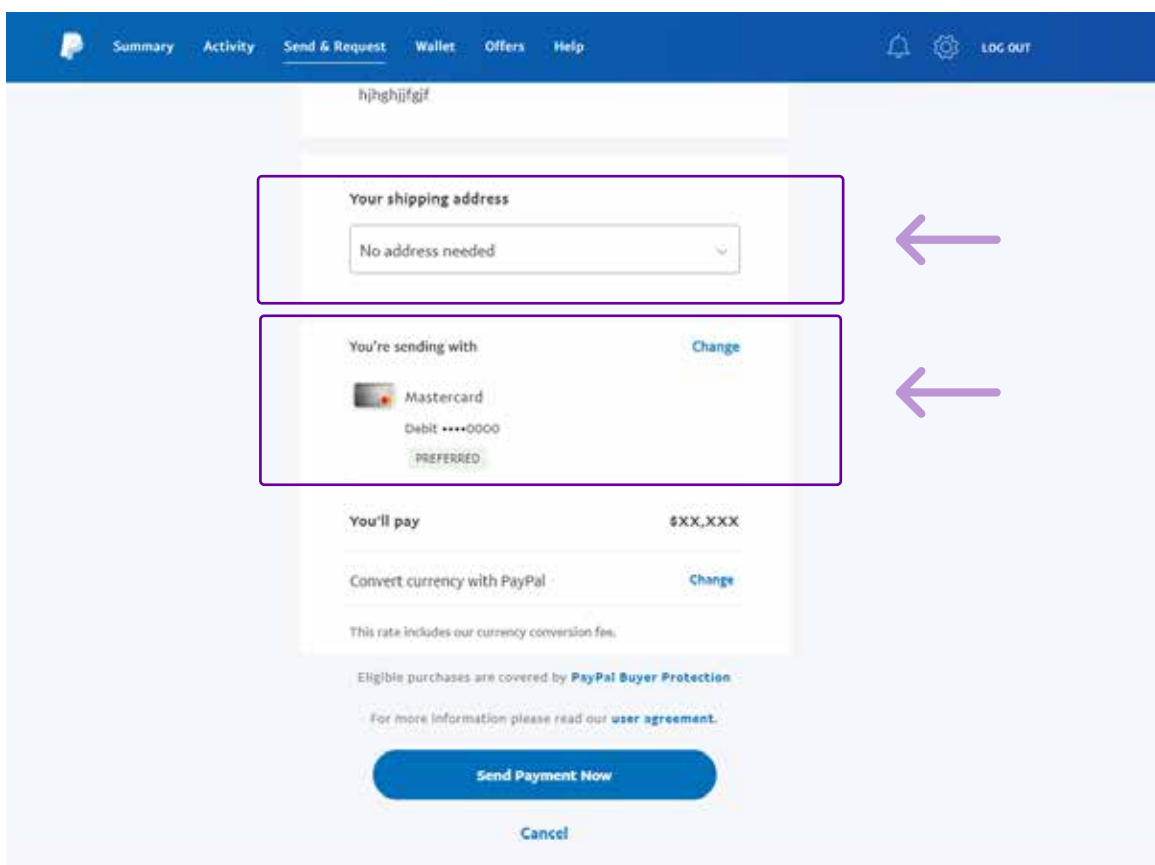
A screenshot of the PayPal login interface. At the top is the PayPal logo. Below it is a text input field containing the email address "my_email@milset.org". A blue button labeled "Next" is positioned below the input field. Below the "Next" button is the text "or" followed by a grey button labeled "Check in". A purple rectangular box highlights the email input field and the "Next" button. A purple arrow points from the right towards the "Next" button.

d. After Login, please enter a note to describe your payment in the text area called **"Add a note"**. We suggest you enter your "Country" + "Name of your organisation" + "Full Name".

A screenshot of the PayPal payment screen. The top navigation bar is blue and contains links for Summary, Activity, Send & Request (which is underlined), Wallet, Offers, and Help. On the right side of the bar are icons for a bell, a gear, and a "LOG OUT" link. The main content area shows a payment summary for "MILSET @milset". It displays "You send 0.00" with a currency selector set to "MXN". To the right, it shows "Recipient gets € 0.00" with a currency selector set to "EUR". Below this, it says "Please enter amount to see exchange rate". At the bottom of the summary area is a text input field with a pencil icon and the placeholder text "Add a note". A purple rectangular box highlights this input field. A purple arrow points from the right towards the "Add a note" field. Below the input field, there is a line of text: "Eligible purchases are covered by [PayPal Buyer Protection](#)". Below that is another line: "For more information please read our [user agreement](#)". At the very bottom are two buttons: "Continue" and "Cancel".

e. In the field “Your shipping address” please specify that it is **NOT** necessary.

f. At this step, if you do not have a bank card registered in your account, it will be necessary to register one. If you already have a card or bank account registered in your PayPal account, you have to select one from the “Cards” options list.



Summary Activity **Send & Request** Wallet Offers Help

hjhghjfgif

Your shipping address

No address needed

You're sending with [Change](#)

Mastercard
Debit ****0000
PREFERRED

You'll pay \$XX,XXX

Convert currency with PayPal [Change](#)

This rate includes our currency conversion fee.

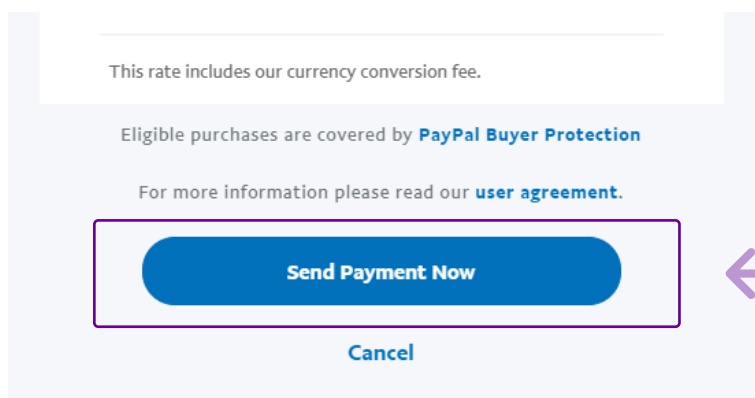
Eligible purchases are covered by **PayPal Buyer Protection**

For more information please read our [user agreement](#).

Send Payment Now

[Cancel](#)

g. Finally, you have to validate that all the information is correct and click on the “Send Payment Now” button.



This rate includes our currency conversion fee.

Eligible purchases are covered by **PayPal Buyer Protection**

For more information please read our [user agreement](#).

Send Payment Now

[Cancel](#)



h. You will receive a confirmation email to your registered email with PayPal.

Support

If you have any questions or special requests, please write an email to the following email address:

treasurer@milset.org



The International Movement for Leisure
Activities in Science and Technology